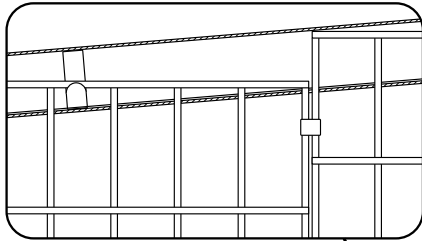


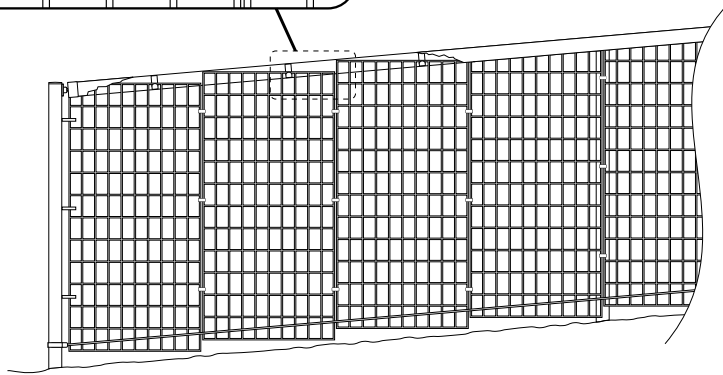


Methods for Inclines or Declines:



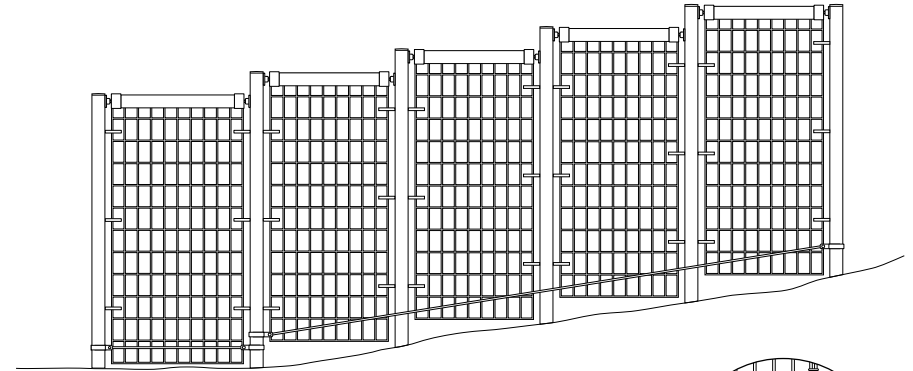
CONTOUR INSTALLATION

The YARDGARD Select is designed to smoothly follow the contour of the land for inclined elevation of 1.5" of height per 2' of length.

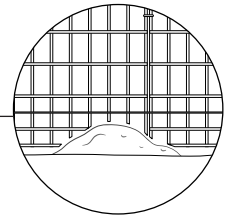


STAIRSTEP INSTALLATION

If your fence line has grades above 6% (1.5" per 2'), you will need to elevate using the Stairstep Installation.



The welded grid panels can easily be modified to adapt to ground obstacles such as rocks and tree roots



COMBINATION OF BOTH

You may combine the two methods if you don't want to have obvious steps.

